

# Blast Pots

- Automatic
- Manual
- Specialty
- Bulk



# BP600-2/AU/MY/NZ Blast Pots



## Product Features

PanBlast™ BP Series Blast Pots are available in multiple configurations and specifications to suit varying market requirements worldwide. The BP600-2 is a full-size, automatic blast pot, suitable for large-scale blasting operations.

- ▶ Designed and manufactured in accordance with international standards and requirements.
- ▶ Third party pressure vessel test certificates available on request.
- ▶ Separate Tandem air inlet and exhaust valves, for fast and efficient operation.
- ▶ AirStop non-bleed type pneumatic deadman handle
- ▶ Corsa II type automatic pressure-hold abrasive control valve for precise metering and easy maintenance.
- ▶ Moisture trap, exhaust muffler and main air isolation valve standard.
- ▶ Wide, pneumatic wheels for increased maneuverability and stability.
- ▶ 200 litres (6 ft³) abrasive capacity, 125 or 150 psi pressure rating.
- ▶ 32 mm (1-1/4") fittings.

## Common Applications

- ▶ On site industrial and commercial blasting.
- ▶ Blast and painting contractor yard work.
- ▶ Blast room applications with or without abrasive recovery systems.
- ▶ In situ blasting in shipyards and slipways.

## Complementary Products



Blast Hoses



Titan II SAR



Couplings & Nozzle Holders



Whip Check Cables



ATN Blast Nozzles



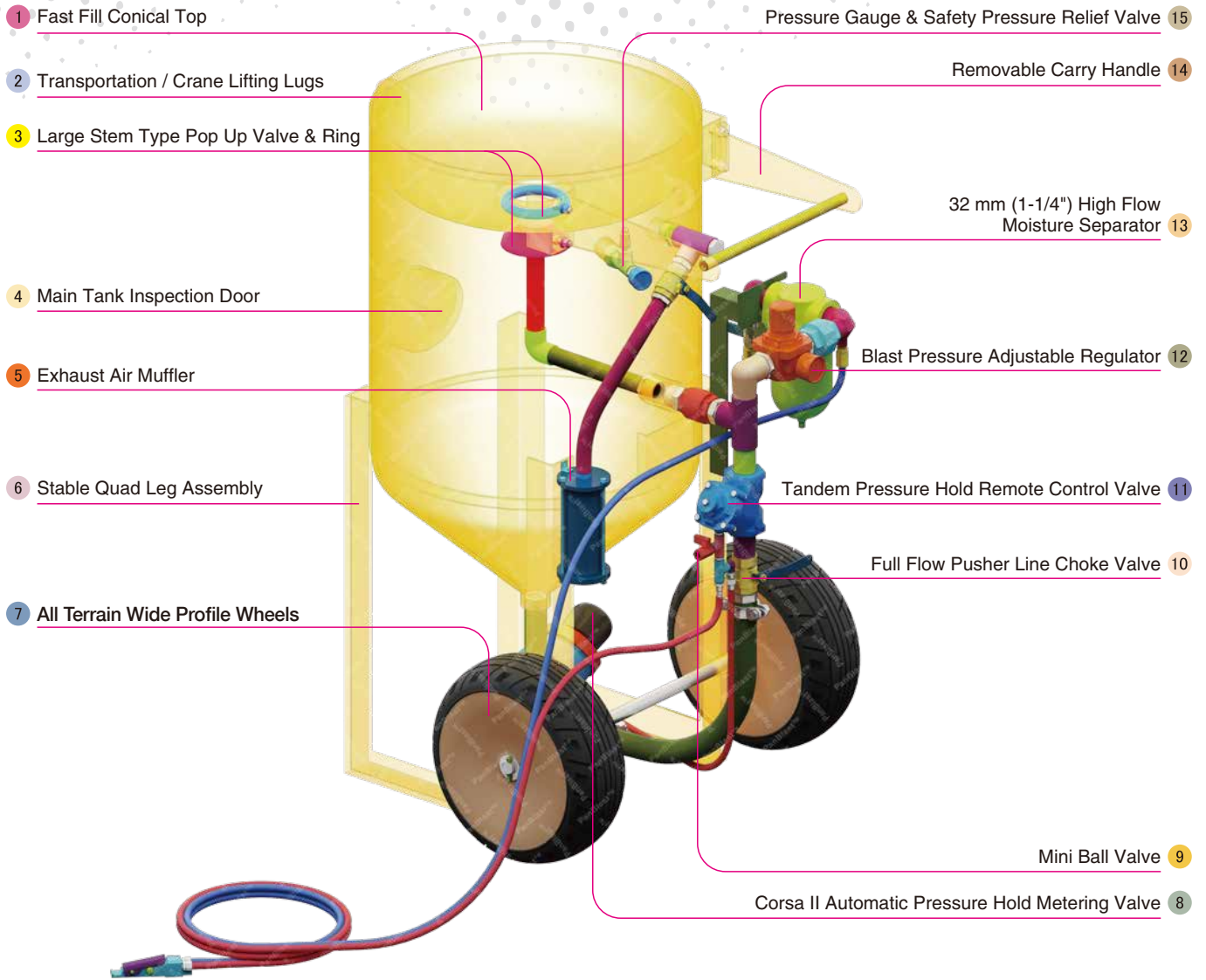

VisiFlo Standard Airline Filter



Electric Remote Systems



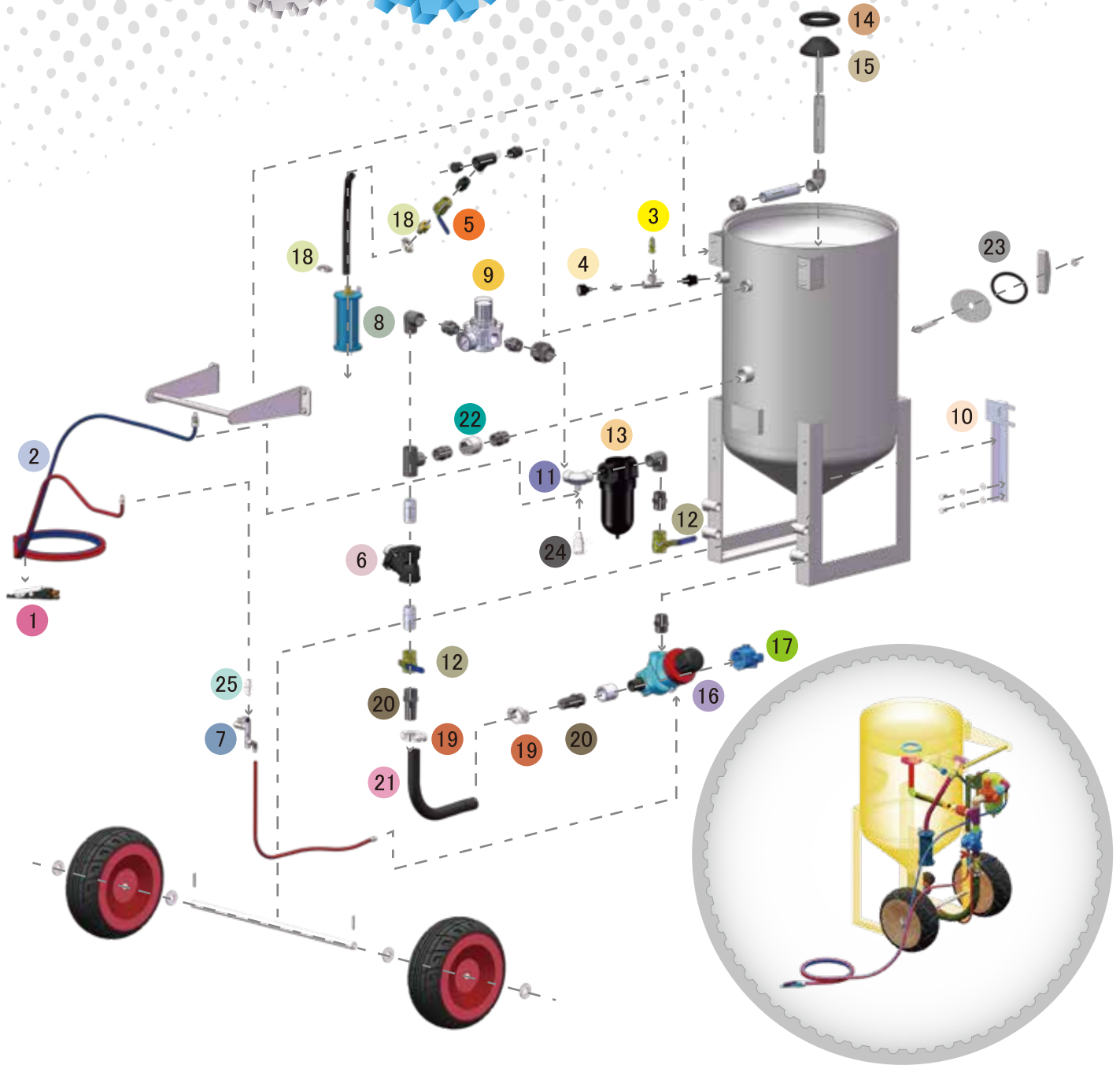

Blasting Suit & Gloves



## Component Highlights



- |                                       |   |  |
|---------------------------------------|---|--|
| 1 Fast Fill Conical Top               | 6 Stable Quad Leg Assembly                        | 11 Tandem Pressure Hold Remote Control Valve     |
| 2 Transportation / Crane Lifting Lugs | 7 All Terrain Wide Profile Wheels                 | 12 Blast Pressure Adjustable Regulator           |
| 3 Large Stem Type Pop Up Valve & Ring | 8 Corsa II Automatic Pressure Hold Metering Valve | 13 32 mm (1-1/4") High Flow Moisture Separator   |
| 4 Main Tank Inspection Door           | 9 Mini Ball Valve                                 | 14 Removable Carry Handle                        |
| 5 Exhaust Air Muffler                 | 10 Full Flow Pusher Line Choke Valve              | 15 Pressure Gauge & Safety Pressure Relief Valve |



## Assemblies

Stock Code	Description	Dry Weight	Abrasive Capacity	Piping Size
BEP-PS-PB-0008	BP600-2/AU/NZ Tandem Corsa II-US AirStop	205 kg (452 lbs)	200 litres (6 ft³)	32 mm (1-1/4")
BEP-PS-0072-00	BP600-2/MY Tandem Corsa II-US AirStop	205 kg (452 lbs)	200 litres (6 ft³)	32 mm (1-1/4")

### Notation:

AU: Approved by Worksafe, Australia.

MY: Approved by Department of Occupational Safety and Health, Malaysia.

NZ: Approved by Department of Labour, New Zealand.



All data and information subject to change without prior notice. Brochure reference CAT-0101-06-03



## Parts List



Description	Qty	Description	Qty	Description	Qty
1 AirStop Pneumatic Control Handle	1	10 Support Bracket	1	19 Hose Clamp	2
2 20 m (66') Twinline Hose Assembly	1	11 Elbow	1	20 KC Nipple	2
3 1/2" BSP - 125 PSI Pressure Relief Valve	1	12 32 mm (1-1/4") Ball Valve	2	21 32 mm (1-1/4") Air Supply Hose	0.55 m
4 6 mm (1/4") Pressure Gauge - Rear Entry	1	13 32 mm (1-1/4") Port Moisture Separator	1	22 32 mm (1-1/4") Non Return Valve	1
5 25 mm (1") Ball Valve	1	14 Pop Up Valve Seating Ring	1	23 Blast Pot-H/Hole 192 x 144-Sealing Gasket	1
6 1-1/4" Tandem NPT Valve Assembly	1	15 Pop Up Valve - Stem Type	1	24 Quick Disconnect Fitting Female	1
7 Mini Ball Valve	1	16 Corsa II 1-1/4" With Urethane Sleeve	1	25 Quick Disconnect Fitting Male	1
8 Exhaust Muffler	1	17 NTC-1 Nylon Threaded Pot Coupling	1		
9 25 mm (1") Pressure Regulator with Gauge	1	18 Hose Clamp	2		