






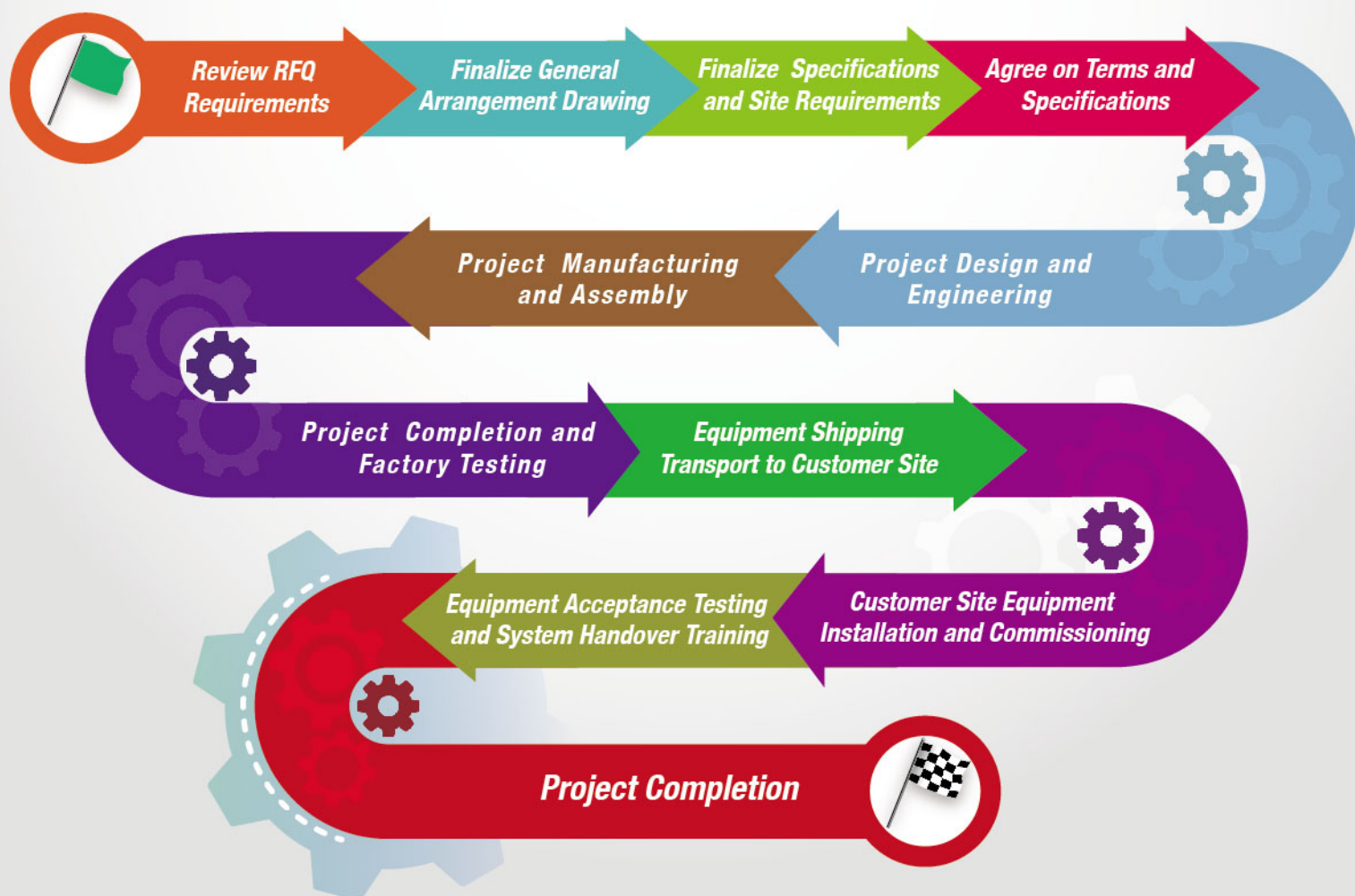


Engineered Products Catalog

Contents


	BLAST & PAINT ROOM CONFIGURATORS	000
	CONTAINMENT ENCLOSURES & FUME EXTRACTORS	001
	ABRASIVE MEDIA RECOVERY SYSTEMS	002
	VENTILATION DUST COLLECTORS	003
	INDUSTRIAL DEHUMIDIFIER SYSTEMS	004
	AIR BLAST CABINETS	005
	AIRLESS WHEEL BLAST SYSTEMS	006

Engineered Products Process Flow





Blast & Paint Room Configurator - Portable Type



Product Description

PanBlast's comprehensive range of standard and engineered product system components can be used to configure blast and / or paint rooms in multiple sizes ranging from small to ultra large, and can be used in both portable and fixed dedicated facilities. The system components required for portable and fixed systems are essentially identical except for the containment enclosure itself. A blast and / or paint room generally consists of the following system components :

- Portable or fixed containment enclosure
- Ventilation system for the containment enclosure
- Abrasive blasting system
- Abrasive recovery, recycling and loading system
- Painting system
- Paint fume and VOC extraction and removal system
- Enclosure temperature and humidity control system

The following configuration matrix shows the various system components that can be mixed / matched to configure fixed blast and / or paint rooms. When configuring a system, the columns of the matrix will show several standard sized models while the corresponding rows below will show possible options for the given model.

If a component's model is not specifically mentioned, use the column numbering itself to match components. For example, the RCE3 Retractable Concertina Containment Enclosure should be matched with PFE3 Paint Fume Extractor system. Special sizes and / or configurations can also be accommodated, so contact us with your requirements if the standard configurations shown are not suitable.

Blast & Paint Room Configurator - Portable Type



1 Fire Retardant Outer Fabric conforming to ISO 15025 A and B

2 UltraFlo Abrasive Media Loading & Recycling System

3 Blasting Operator Emergency Access Door

4 Ventilation Dust Collector Centrifugal Fan Assembly

5 Ventilation Dust Collector Cartridge Maintenance Platform

6 Twin BP600 Automatic Pressure Blast Pots

Heavy Duty Retractable Skeletal Outer Frame 11

Durable Internal Rubber Lining 10

LED Power Saver Light Assemblies 9

Heavy Duty Caster Wheels for Room Retraction 8

Reverse Pulse Jet Cartridge Ventilation Dust Collector 7



Specification Summary

CAT - PanBlast Product Catalog

EPC - PanBlast Engineered Products Catalog

Retractable Concertina Containment Enclosure with Ventilation Dust Collector

Enclosure Size & Dust Collector Flow Rating	Model	RCE1	RCE2	RCE3	RCE4	RCE5	RCE6
	Specifications	6m (L) x 3m (W) x 3m (H) 50 m³/min (1750 CFM)	12m (L) x 4m (W) x 4m (H) 200 m³/min (7050 CFM)	18m (L) x 5m (W) x 5m (H) 225 m³/min (7875 CFM)	24m (L) x 6m (W) x 6m (H) 450 m³/min (16000 CFM)	30m (L) x 8m (W) x 8m (H) 950 m³/min (33500 CFM)	36m (L) x 10m (W) x 10m (H) 1700 m³/min (60000 CFM)
Alternate Blasting Systems	Blast Pots CAT Section 1	One BP600 - 1	One or Two BP600 - 1	One or Two BP600 - 1	Up to Four BP600 - 1	Up to Four BP600 - 1	Up to Eight BP600 - 1
	Bulk Blast Pot CAT Section 1	N/A	N/A	One BB120 Bulk Blaster	One BB120 Bulk Blaster	One BB120 Bulk Blaster	Two BB120 Bulk Blaster
Alternate Abrasive Media Recycling System	Sweep Up PB Series EPC Section 2	One PB2 Recycling & Loading Station	One PB2 Recycling & Loading Station	One PB2 Recycling & Loading Station	One PB1 Recycling & Loading Station	One PB1 Recycling & Loading Station	Two PB1 Recycling & Loading Station
	Sweep Up ProFlo / UltraFlo CAT Section 14	One ProFlo Recycling System	ProFlo for One BP600-1 UltraFlo for Two BP600-1	ProFlo for One BP600-1 UltraFlo for Two BP600-1	Two UltraFlo for Four BP600-1	Two UltraFlo for Four BP600-1	N/A
	SP Series Bulk Abrasives Vacuum EPC Section 2	SP15	SP30	SP30	SP60	SP60	SP60
	Partial Floor Waffle Floor Vacuum EPC Section 2	45 Degree Waffle 3m (9.9') Long	45 Degree Waffle 4m (13.2') Long	45 Degree Waffle 5m (15.6') Long	45 Degree Waffle 6m (19.8') Long	45 Degree Waffle 8m (26.4') Long	45 Degree Waffle 10m (33') Long
Optional Dehumidifier Systems	Industrial Dehumidifier EPC Section 4	6000 m³/hour (3530 CFM)	6000 m³/hour (3530 CFM)	6000 m³/hour (3530 CFM)	6000 m³/hour (3530 CFM)	6000 m³/hour (3530 CFM)	9000 m³/hour (5300 CFM)
Optional Painting Systems	Airless Spray Pumps CAT Section 17	One 63:1 Package	Two 63:1 Package	Two 63:1 Package	Four 63:1 Package	Six 63:1 Package	Six 63:1 Package
Additional Paint Fume Extraction with VOC Capture (Required When Painting System Selected)	Paint Fume Extractor & VOC Arrestor EPC Section 1	360 m³/min (12700 CFM)	640 m³/min (22580 CFM)	1000 m³/min (35280 CFM)	1440 m³/min (50803 CFM)	2560 m³/min (90316 CFM)	4000 m³/min (141120 CFM)

★ Note: We reserve the right to change the dimension & specs without prior notice. Please contact PanBlast for customized configurations not shown above.

Blast & Paint Room Configurator - Portable Type



1 Heavy Duty Retractable Skeletal Outer Frame Supports

Fire Retardant Outer Fabric conforming to ISO 15025 A and B 23

2 Concertina Room Retracted to 1/3 of Operational Length

LED Power Saver Light Assemblies 22

3 Explosion Proof Ventilation Extraction Fans

Durable Internal Rubber Lining 21

4 Paint Fume Extraction Filter Bank

5 Optional Carbon Activated VOC Capture Filters

Heavy Duty Caster Wheels for Room Retraction 20



6 Heavy Duty Retractable Skeletal Outer Frame Supports

Fire Retardant Outer Fabric conforming to ISO 15025 A and B 19

7 Concertina Room Retracted to 1/3 of Operational Length

8 Paint Fume Extraction Filter Bank with Carbon Activated VOC Capture Filters

LED Power Saver Light Assemblies 18

9 Abrasive Media Recycling System with Rotary Drum Separator

Durable Internal Room Rubber Lining 17

10 SP60 Abrasive Media Vacuum Recovery System

Dehumidified Air Recycled Air Duct 16

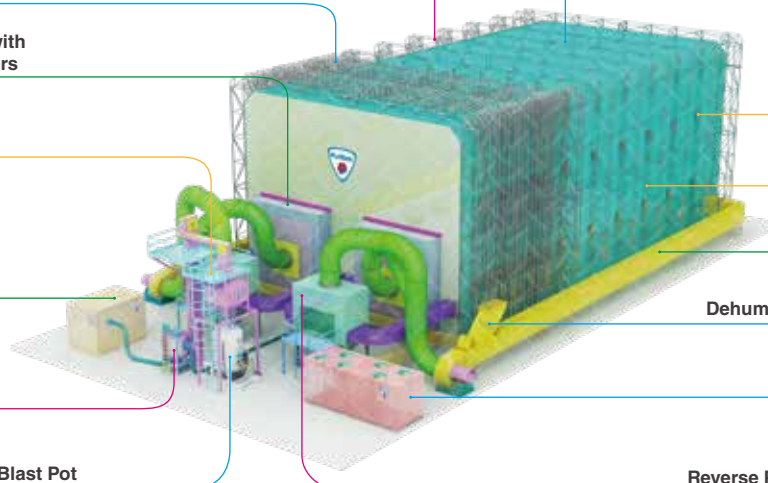
11 SP60 Grit Recovery Silo

Dehumidified Air Partial Bleed of Exhaust Assembly 15

12 BB120 – 3360Liter 4 Operator Bulk Blast Pot

DH18000CMH Dehumidifier System 14

Reverse Pulse Jet Cartridge Ventilation Dust Collector 13





All data and information subject to change without prior notice. Brochure reference EPC-0001-00

Alternate Abrasive Media Recycling System

Alternate Blasting Systems

Optional Painting Systems

Optional Dehumidifier Systems

Additional Paint Fume Extraction with VOC Capture



1



2



3



4



5




9



8



7



6




Alternate & Optional Equipment Selections



- | | |
|---|---|
| 1 Blast Pots CAT Section 1 | 6 Partial Waffle Floor Vacuum EPC Section 2 |
| 2 Bulk Blast Pot CAT Section 1 | 7 Industrial Dehumidifier EPC Section 4 |
| 3 Sweep Up PB Series EPC Section 2 | 8 Paint Fume Extractor & VOC Arrestor EPC Section 1 |
| 4 Sweep Up ProFlo / UltraFlo CAT Section 14 | 9 Airless Spray Pumps CAT Section 17 |
| 5 SP Series Bulk Abrasives Vacuum EPC Section 2 | |



Blast & Paint Room Configurator - Fixed Type



Product Description

PanBlast's comprehensive range of standard and engineered product system components can be used to configure blast and / or paint rooms in multiple sizes ranging from small to ultra large, and can be used in both portable and fixed dedicated facilities. The system components required for portable and fixed systems are essentially identical except for the containment enclosure itself. A blast and / or paint room generally consists of the following system components :

- Portable or fixed containment enclosure
- Ventilation system for the containment enclosure
- Abrasive blasting system
- Abrasive recovery, recycling and loading system
- Painting system
- Paint fume and VOC extraction and removal system
- Enclosure temperature and humidity control system

The following configuration matrix shows the various system components that can be mixed / matched to configure fixed blast and / or paint rooms. When configuring a system, the columns of the matrix will show several standard sized models while the corresponding rows below will show possible options for the given model. Automatic Pressure Blast Pots, Choice of 2,4 or 6 units

If a component's model is not specifically mentioned, use the column numbering itself to match components. For example, the DCE3 Dedicated Containment Enclosure should be matched with PFE3 Paint Fume Extractor system. Special sizes and / or configurations can also be accommodated, so contact us with your requirements if the standard configurations shown are not suitable.

Blast & Paint Room Configurator - Fixed Type



1 Internal Blast Resistant Rubber Curtains

Structural Steel & Panel Blast Room Enclosure 12

2 Waffle Floor Abrasive Media Recovery Modules

Wear Back Bend with Internal Rubber Lining 11

3 Media Recovery Cartridge Dust Collector

Full Size Blast Room Access Doors with Safety Interlocking 10

4 Dual BP600 Automatic Pressure Blast Pots

Clean Air Inlet Louvers 9

Heavy-Duty Abrasive Media Recovery Hoses 8

5 Fully Adjustable Cyclonic Media Separation Reclaimer

Cross Feed Waffle Module Connection Duct 7

Dual Waffle Transition Adaptor 6



Specification Summary

CAT - PanBlast Product Catalog

EPC - PanBlast Engineered Products Catalog

Dedicated Containment Enclosure with Ventilation Dust Collector

Enclosure Size & Dust Collector Flow Rating	Model	DCE1	DCE2	DCE3	DCE4	DCE5	DCE6
	Specifications	6m (L) x 3m (W) x 3m (H) 50 m³/min (1750 CFM)	12m (L) x 4m (W) x 4m (H) 200 m³/min (7050 CFM)	18m (L) x 5m (W) x 5m (H) 225 m³/min (7875 CFM)	24m (L) x 6m (W) x 6m (H) 450 m³/min (16000 CFM)	30m (L) x 8m (W) x 8m (H) 950 m³/min (33500 CFM)	36m (L) x 10m (W) x 10m (H) 1700 m³/min (60000 CFM)
Alternate Blasting Systems	Blast Pots CAT Section 1	One BP600 - 1	One or Two BP600 - 1	One or Two BP600 - 1	Up to Four BP600 - 1	Up to Four BP600 - 1	Up to Eight BP600 - 1
	Bulk Blast Pot CAT Section 1	N/A	N/A	One BB120 Bulk Blaster	One BB120 Bulk Blaster	One BB120 Bulk Blaster	Two BB120 Bulk Blaster
Alternate Abrasive Media Recycling System	Sweep Up PB Series EPC Section 2	One PB2 Recycling & Loading Station	One PB2 Recycling & Loading Station	One PB2 Recycling & Loading Station	One PB1 Recycling & Loading Station	One PB1 Recycling & Loading Station	Two PB1 Recycling & Loading Station
	Sweep Up ProFlo / UltraFlo CAT Section 14	One ProFlo Recycling System	ProFlo for One BP600-1 UltraFlo for Two BP600-1	ProFlo for One BP600-1 UltraFlo for Two BP600-1	Two UltraFlo for Four BP600-1	Two UltraFlo for Four BP600-1	N/A
	SP Series Bulk Abrasives Vacuum EPC Section 2	SP15	SP30	SP30	SP60	SP60	SP60
	Partial Floor Waffle Floor Vacuum EPC Section 2	1 x 1000mm Wide Waffle 6m (19.8') Long	1 x 1000mm Wide Waffle 12m (39.6') Long	1 x 1000mm Wide Waffle 18m (59.4') Long	1 x 1500mm Wide Waffle 24m (79.2') Long	1 x 1500mm Wide Waffle 30m (99') Long	N/A
	Full Floor Waffle Floor Vacuum EPC Section 2	3 x 1000mm Wide Waffle 6m (19.8') Long	4 x 1000mm Wide Waffle 12m (39.6') Long	5 x 1000mm Wide Waffle 18m (59.4') Long	4 x 1500mm Wide Waffle 24m (79.2') Long	5 x 1500mm Wide Waffle 24m (79.2') Long	N/A
	Partial Floor Mechanical Screw Conveyor EPC Section 2	1 x Screw Conveyor 6m (19.8') Long	1 x Screw Conveyor 12m (39.6') Long	1 x Screw Conveyor 18m (59.4') Long	1 x Screw Conveyor 24m (79.2') Long	1 x Screw Conveyor 30m (99') Long	1 x Screw Conveyor 36m (118.8') Long
	Triple Mechanical Screw Conveyor EPC Section 2	2 x Screw Conveyors 6m (19.8') Long & 1 x Cross Screw Conveyor 3m (9.9') Long	2 x Screw Conveyors 12m (39.6') Long & 1 x Cross Screw Conveyor 4m (13.2') Long	2 x Screw Conveyors 18m (59.4') Long & 1 x Cross Screw Conveyor 5m (16.5') Long	2 x Screw Conveyors 24m (79.2') Long & 1 x Cross Screw Conveyor 6m (19.8') Long	2 x Screw Conveyors 30m (99') Long & 1 x Cross Screw Conveyor 8m (26.4') Long	2 x Screw Conveyors 36m (118.8') Long & 1 x Cross Screw Conveyor 10m (33') Long
	Partial Floor Mechanical Belt Conveyor EPC Section 2	1 x Belt Conveyor 6m (19.8') Long	1 x Belt Conveyor 12m (39.6') Long	1 x Belt Conveyor 18m (59.4') Long	1 x Belt Conveyor 24m (79.2') Long	1 x Belt Conveyor 30m (99') Long	1 x Belt Conveyor 36m (118.8') Long
Optional Dehumidifier Systems	Triple Combination Belt & Screw Conveyor EPC Section 2	2 x Belt Conveyors 6m (19.8') Long & 1 x Cross Screw Conveyor 3m (9.9') Long	2 x Belt Conveyors 12m (39.6') Long & 1 x Cross Screw Conveyor 4m (13.2') Long	2 x Belt Conveyors 18m (59.4') Long & 1 x Cross Screw Conveyor 5m (16.5') Long	2 x Belt Conveyors 24m (79.2') Long & 1 x Cross Screw Conveyor 6m (19.8') Long	2 x Belt Conveyors 30m (99') Long & 1 x Cross Screw Conveyor 8m (26.4') Long	2 x Belt Conveyors 36m (118.8') Long & 1 x Cross Screw Conveyor 10m (33') Long
	Industrial Dehumidifier EPC Section 4	6000 m³/hour (3530 CFM)	6000 m³/hour (3530 CFM)	6000 m³/hour (3530 CFM)	6000 m³/hour (3530 CFM)	6000 m³/hour (3530 CFM)	9000 m³/hour (5300 CFM)
Optional Painting Systems	Airless Spray Pumps CAT Section 17	One 63:1 Package	Two 63:1 Package	Two 63:1 Package	Four 63:1 Package	Six 63:1 Package	Six 63:1 Package
Additional Paint Fume Extraction with VOC Capture (Required When Painting System Selected)	Paint Fume Extractor & VOC Arrestor EPC Section 1	360 m³/min (12700 CFM)	640 m³/min (22580 CFM)	1000 m³/min (35280 CFM)	1440 m³/min (50803 CFM)	2560 m³/min (90316 CFM)	4000 m³/min (141120 CFM)


★ Note: We reserve the right to change the dimension & specs without prior notice. Please contact PanBlast for customized configurations not shown above.

Blast & Paint Room Configurator - Fixed Type



1 Rear Mounted ProFlo Abrasive Media Loading & Recycling System

20' or 40' Standard Shipping Container Enclosure 24



2 Abrasive Resistant Dust Collector Inlet Plenum

LED Blast Room Lights with Dust Proof Enclosure 23

3 BP600 Automatic Pressure Blasting Pot

Dual Access Blast Room Doors with Safety Interlocking 22

4 Reverse Pulse Jet Cartridge Ventilation Dust Collector

Internal Blast Resistant Rubber Curtains 21

5 ProFlo Abrasive Media Loading Hopper

Clean Air Inlet Louvers 20

Blasting Operator Emergency Access Door 19

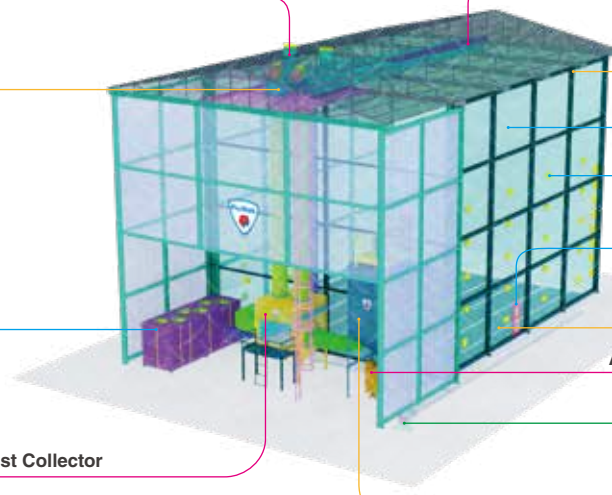


6 Auto Flapper Flow System for Recycled Dehumidified Air Input

Dehumidified Air Inlet Ducting 18

7 Ventilation Dust Collector Centrifugal Fan Assemblies

Structural Steel & Steel Panel Blast Room Enclosure 17



Internal Blast Resistant Rubber Curtains 16

LED Power Saver Light Assemblies 15

Blasting Operator Emergency Access Door 14

8 DH18000CMH Dehumidifier System

Side Wall Long Recovery Media Screw Conveyor 13

Automatic Pressure Blast Pots, Options of 2, 4 or 6 units 12

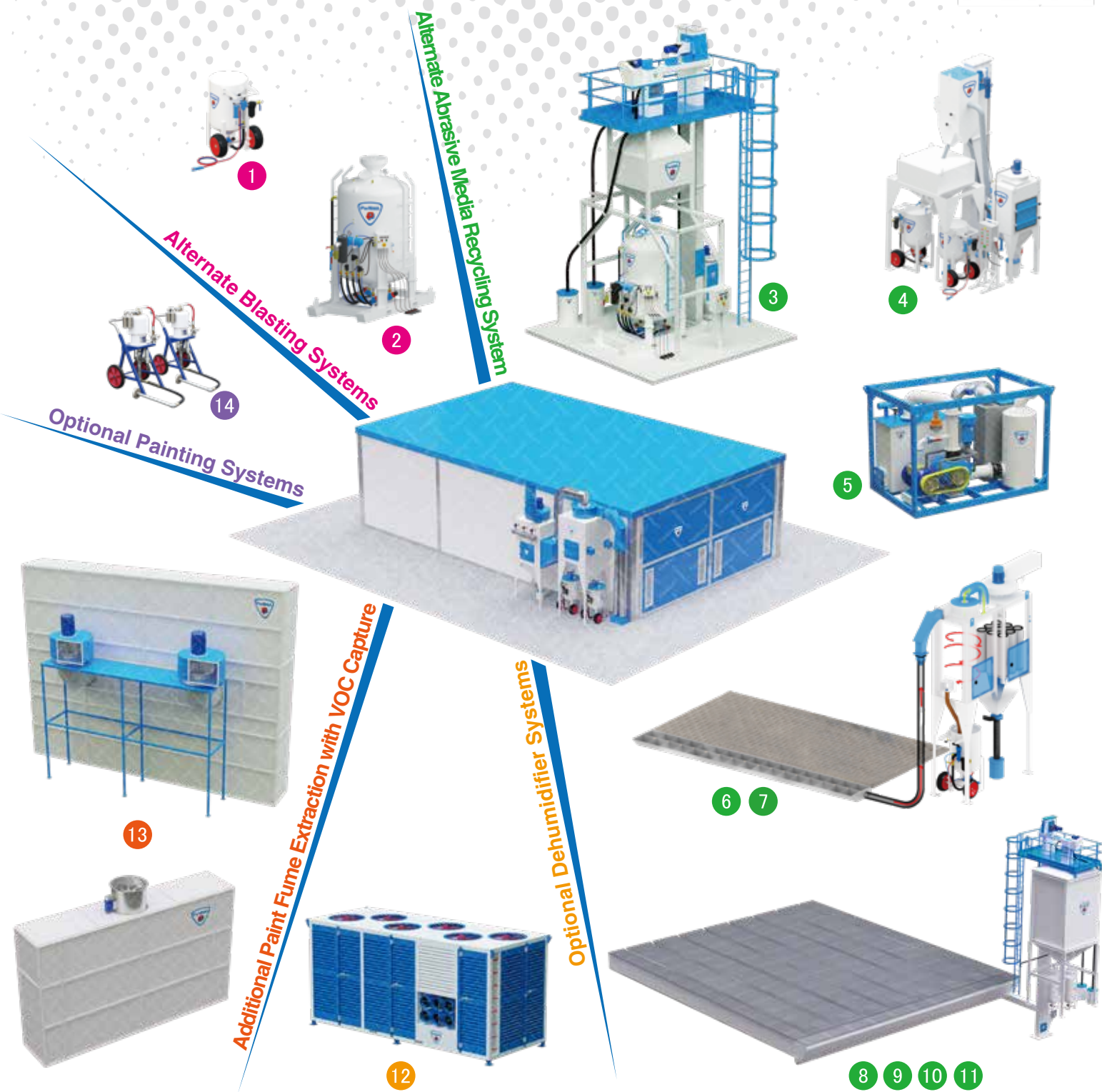
Bucket Elevator Feed Boot 11

9 Reverse Pulse Jet Cartridge Ventilation Dust Collector

PB2 Abrasive Media Recycling System with Oversize Particle Rotary Drum Separator 10



All data and information subject to change without prior notice. Brochure reference EPC-0002-00




Alternate & Optional Equipment Selections



- | | |
|---|---|
| 1 Blast Pots CAT Section 1 | 8 Partial Floor Mechanical Screw Conveyor EPC Section 2 |
| 2 Bulk Blast Pot CAT Section 1 | 9 Triple Mechanical Screw Conveyor EPC Section 2 |
| 3 Sweep Up PB Series EPC Section 2 | 10 Partial Floor Mechanical Belt Conveyor EPC Section 2 |
| 4 Sweep Up ProFlo / UltraFlo CAT Section 14 | 11 Triple Combination Belt & Screw Conveyor EPC Section 2 |
| 5 SP Series Bulk Abrasives Vacuum EPC Section 2 | 12 Industrial Dehumidifier EPC Section 4 |
| 6 Partial Waffle Floor Vacuum EPC Section 2 | 13 Paint Fume Extractor & VOC Arrestor EPC Section 1 |
| 7 Full Waffle Floor Vacuum EPC Section 2 | 14 Airless Spray Pumps CAT Section 17 |



Retractable Concertina Containment Enclosure



Product Description

The PanBlast Retractable Concertina Containment Enclosure is ideal for blasting and/or painting operations, and is designed to collapse and extend to facilitate loading and unloading of workpieces, this also allows the floor space to be used for other work when the containment enclosure is not in use. To extend and retract the enclosure, a drive system is provided with wireless remote control. In the retracted position, the room length will be approximately 1/3 of its original length.

The retractable enclosure consists of steel frames mounted on heavy-duty casters, with fire-retardant fabric attached to the structure. To protect the fabric, replaceable 3mm thick rubber sheets are hung in strips, and protect the entire internal surface of the containment enclosure.

Enclosure illumination is provided by evenly spaced LED lighting modules mounted to the side walls. A suitably sized ventilation dust collector system is supplied with each enclosure. These dust collectors feature cartridge filters with automatic reverse air pulse jet cleaning.

On one side of the containment enclosure, a suitable emergency escape panel will be provided. The enclosure is suitable for outdoors installation and is designed for moderate wind speeds up to 32 km/h (20 mph). Suitable tie-down points will be provided to attach the enclosure to the floor foundation using guy lines.



PFE&VFE Paint Fume Extractors & VOC Arrestors



Product Description

The PanBlast Paint Fume Extractor & VOC Arrestor Series are used for extracting paint fumes from enclosed structures such as painting rooms, or blasting and painting rooms.

The system is usually used in parallel with Ventilation Dust Collectors, but may be used independently by itself for dedicated painting rooms with flow rates upgraded accordingly. The minimum required combined ventilation flow rate for each enclosed structure needs to be sized in accordance to the particle loading expected within the enclosure during operation, and the volumetric size of the structure.

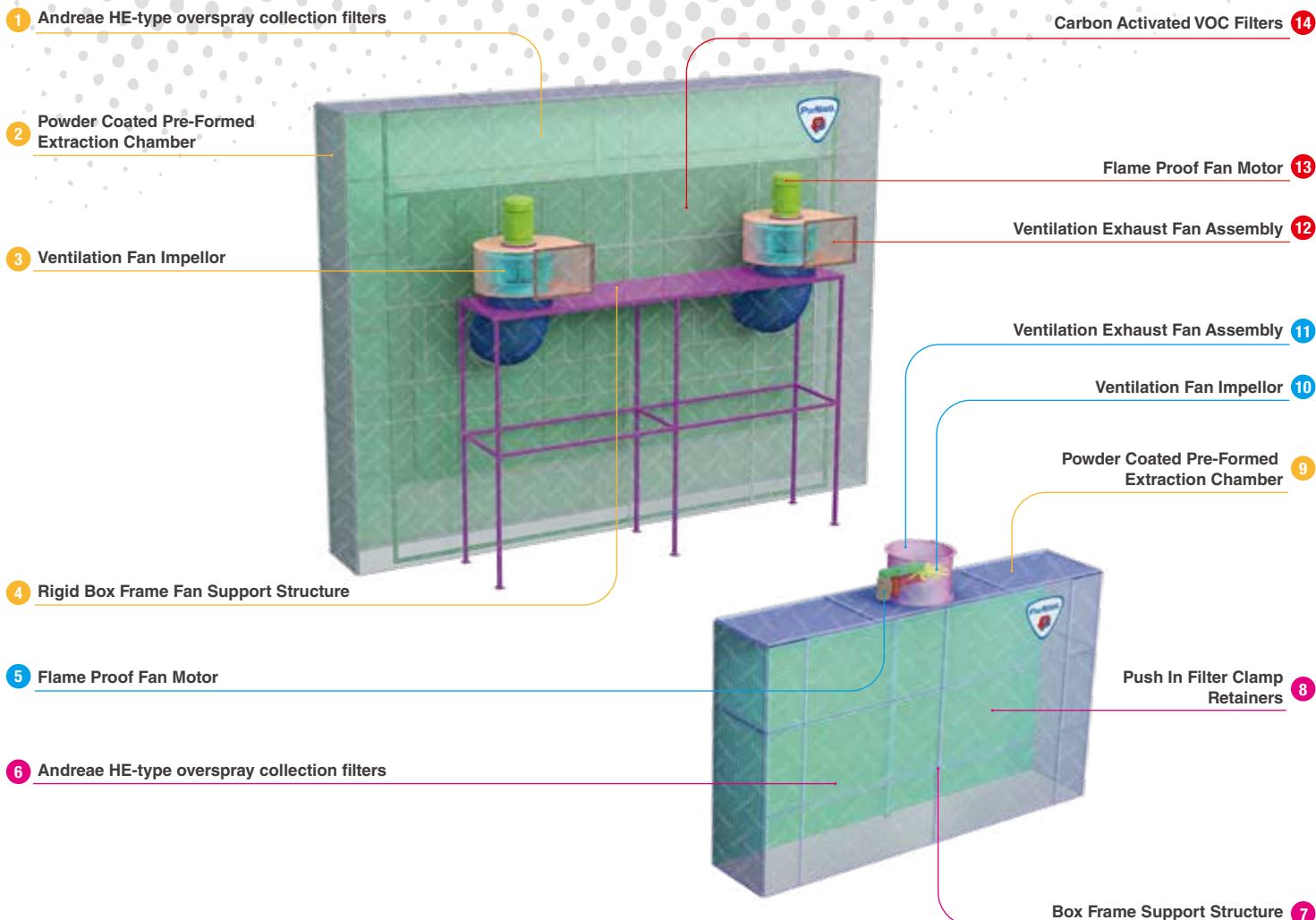
This filtering system draws non-pressurized fresh cross-draft flowing air from the inlet air supply plenums, pulling the airflow horizontally across the entire enclosure work area. Mounted in the filter frame are the Andreae HE-type overspray collection filters, with a polyester secondary filter with a high paint holding capacity of 15kgs per m². The paint filtration efficiency ranges from 98.2% to 99.4%.

Paint overspray is drawn through the filter medium, where it undergoes several rapid changes of direction and pressure. Because the paint droplets in the overspray have a greater mass than the air molecules, and the design of the filter causes airflow turbulence, these paint droplets are thrown against the filter medium and absorbed, allowing only the clean air to pass through the filter.

Positioned after the Andreae filters is a bank of optional activated carbon VOC (volatile organic compound) absorption filters that will remove the majority of the VOC's from the exhaust air and maintain the VOC's in the room below 25% of the LEL as required by EN 16985 : 2018 Spray Booths For Organic Coating Material - Safety Requirements. Cleaned and filtered air will then be returned to atmosphere via explosion and flame proof motor driven fans.



All data and information subject to change without prior notice. Brochure reference EPC-0104-00



Specification Summary

Area	Feature	FUME EXTRACTOR ONLY					
		PFE1	PFE2	PFE3	PFE4	PFE5	PFE6
Model	Size	3m (W) x 3m (H) x 1 unit	4m (W) x 3m (H) x 1 unit	5m (W) x 4m (H) x 1	6m (W) x 5m (H)	8m (W) x 6m (H)	10m (W) x 8m (H)
	Open Face Area m ²	9.0	12.0	20.0	30.0	48.0	80.0
	Face Velocity m/min	40.0	53.3	50.0	48.0	53.3	50.0
Fan	Total Fan Capacity m ³ /min	360.0	640.0	1000.0	1440.0	2560.0	4000.0
	Number of Fans	1 @ 360 m ³ /min	1 @ 640 m ³ /min	1 @ 1000 m ³ /min	2 @ 720 m ³ /min	3 @ 854 m ³ /min	4 @ 1000 m ³ /min
	Static Pressure mm/hg	25.0	25.0	25.0	25.0	25.0	25.0
	Power kW per fan	3.7	5.5	11.0	7.5	9.3	11.0
	Total kW for fans	3.7	5.5	11.0	15.0	18.6	22.0
	Type	Belt Drive Axial	Belt Drive Axial	Belt Drive Axial	Belt Drive Axial	Belt Drive Axial	Belt Drive Axial
	Exhaust Duct Diameter	750 mm	850 mm	1100 mm	950 mm	1000 mm	1100 mm
Filter	Area m ²	8	12	20	30	48	80
	Type/Material	Andreae HE/Paper with Secondary Fibre Filter	Andreae HE/Paper with Secondary Fibre Filter	Andreae HE/Paper with Secondary Fibre Filter	Andreae HE/Paper with Secondary Fibre Filter	Andreae HE/Paper with Secondary Fibre Filter	Andreae HE/Paper with Secondary Fibre Filter
External Dimensions	L x W x H in M	3.1m L x 4.1m H x 1.1m W	4.1m L x 4.1m H x 1.1m W	5.1m L x 5.1m H x 1.1m W	6.1m L x 6.1m H x 1.1m W	8.1m L x 7.1m H x 1.1m W	10.1m L x 9.1m H x 1.1m W
Overall Weight	Tonnes	450	600	1000	1500	2400	4000
Area	Feature	FUME EXTRACTOR WITH VOC REMOVAL					
		VFE1	VFE2	VFE3	VFE4	VFE5	VFE6
Model	Size	3m (W) x 3m (H) x 1 unit	4m (W) x 3m (H) x 1 unit	5m (W) x 4m (H) x 1	6m (W) x 5m (H)	8m (W) x 6m (H)	10m (W) x 8m (H)
	Open Face Area m ²	9.0	12.0	20.0	30.0	48.0	80.0
	Face Velocity m/min	40.0	53.3	50.0	48.0	53.3	50.0
Fan	Total Fan Capacity m ³ /min	360.0	640.0	1000.0	1440.0	2560.0	4000.0
	Number of Fans	1 @ 360 m ³ /min	1 @ 640 m ³ /min	1 @ 1000 m ³ /min	2 @ 720 m ³ /min	2 @ 1280 m ³ /min	2 @ 2000 m ³ /min
	Static Pressure mm/hg	100.0	100.0	100.0	100.0	100.0	100.0
	Power kW per fan	18.5	30.0	45.0	37.0	55.0	75.0
	Total kW for fans	18.5	30.0	45.0	74.0	110.0	150.0
	Type	Centrifugal	Centrifugal	Centrifugal	Centrifugal	Centrifugal	Centrifugal
	Exhaust Duct Diameter	600mm x 450mm	650mm x 490mm	900mm x 675mm	700mm x 525mm	1000mm x 750mm	1300mm x 975mm
Filter	Area m ²	8	12	20	30	48	80
	Type/Material	Andreae HE/Paper with Secondary Fibre Filter	Andreae HE/Paper with Secondary Fibre Filter	Andreae HE/Paper with Secondary Fibre Filter	Andreae HE/Paper with Secondary Fibre Filter	Andreae HE/Paper with Secondary Fibre Filter	Andreae HE/Paper with Secondary Fibre Filter
External Dimensions	L x W x H in M	3.1m L x 4.1m H x 1.1m W	4.1m L x 4.1m H x 1.1m W	5.1m L x 5.1m H x 1.1m W	6.1m L x 6.1m H x 1.1m W	8.1m L x 7.1m H x 1.1m W	10.1m L x 9.1m H x 1.1m W
Overall Weight	Tonnes	506	712	1168	1738	2820	4672



Bulk Abrasive Vacuum Recovery Systems - Electric



Product Description

The PanBlast SP Bulk Abrasive Vacuum Recovery Systems are electrically driven units and skid mounted for portability. They are designed for efficient vacuum recovery of spent media after blasting, and are typically used for recovery of expendable abrasive media such as mineral slags or crushed glass in an open blasting environment. They may also be used for recyclable abrasive media such as garnet, glass beads, etc... if desired.

The fully integrated system incorporates a flexible vacuum recovery hose (20 meters to 100 meters long) from the abrasive media storage silo to facilitate vacuuming of the spent media from the ground. A 10 meters long suction hose connects the abrasive media storage silo to the skid mounted vacuum generator module.

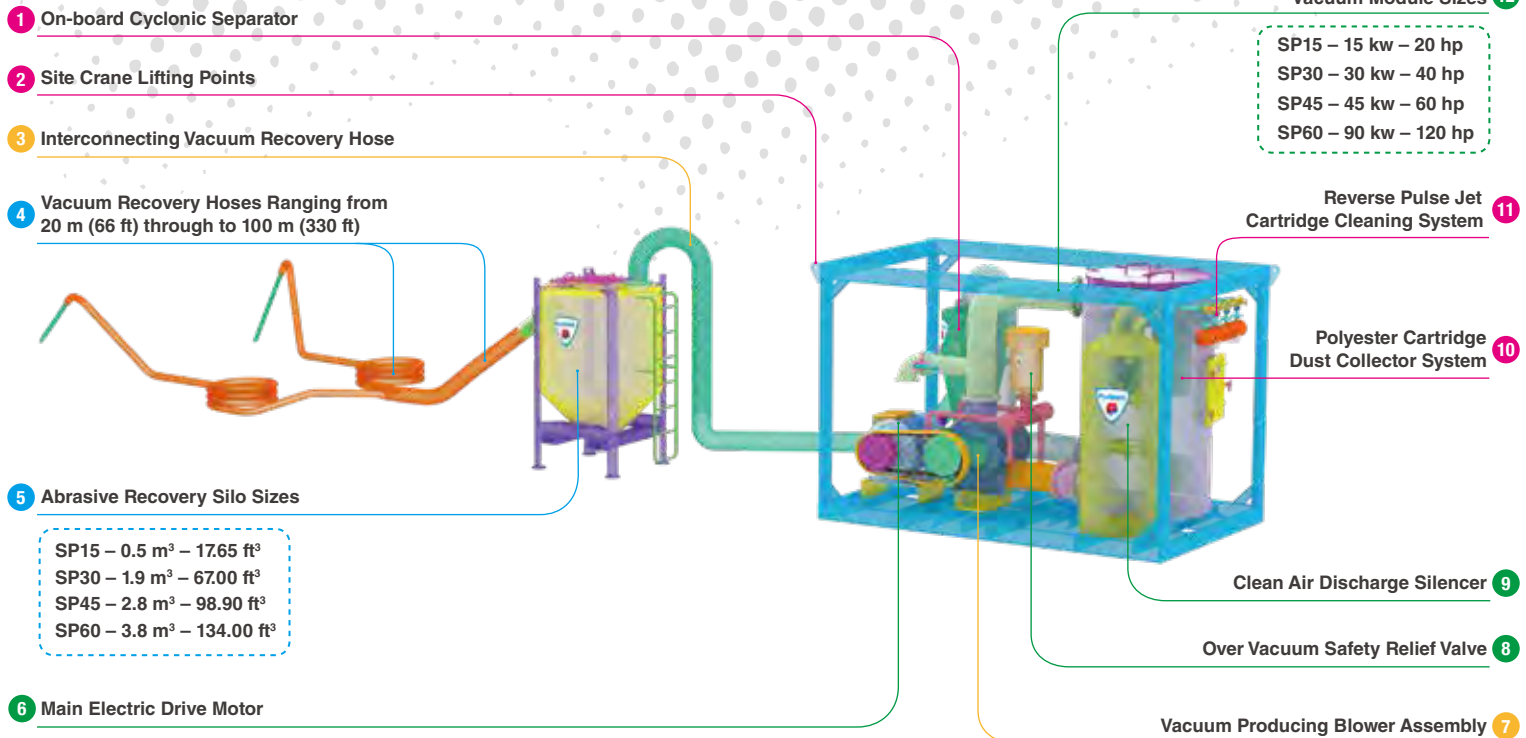
Spent abrasive media on the ground is vacuumed up and transported to the abrasive media storage silo and collected there. Dust and fine particles exit the storage silo and are carried towards the vacuum generator where a cyclone and dust collector remove the dust and fines to only allow cleaned and filtered air to vent to atmosphere.

The cartridge filtration system features a continuously cycling reverse pulse jet cleaning system to dislodge filtered dust and fines from the cartridge surfaces to keep filtration efficiency above 99% at all times.

The SP-DW model features an additional water collection tank to separate wet dust and fines from the vacuumed air prior to entering the cyclone separation system and cartridge filter. The wet dust and fines collect at the bottom of the collection tank; collected waste water is purged to drain periodically via a pneumatic drain valve with an additional manual water drain valve also supplied.



All data and information subject to change without prior notice. Brochure reference EPC-0201-00



Note : SP60 model illustrated above, specifications for the entire model range are summarized in the table.



Specification Summary

MODELS	PB-VAC-SP15	PB-VAC-SP30	PB-VAC-SP45	PB-VAC-SP60	PB-VAC-SP60-DW
Process Air Volume	900 CMH / 530 CFM	1900 CMH / 1118 CFM	2640 CMH / 1553 CFM	3600 CMH / 2118 CFM	3600 CMH / 2118 CFM
Vacuum Pressure	250 mm Hg 9.84 Inches Hg	380 mm Hg 14.96 Inches Hg	430 mm Hg 16.92 Inches Hg	450 mm Hg 17.71 Inches Hg	450 mm Hg 17.71 Inches Hg
Rotational Speed	1300 rpm	1239 rpm	1032.5 rpm	1318 rpm	1318 rpm
Electric Motor	15 kw / 20 hp	15 kw / 20 hp	45 kw / 60 hp	90 kw / 120 hp	90 kw / 120 hp
Power Supply	380 ~ 415 V/50Hz	380 ~ 415 V/50Hz	380 ~ 415 V/50Hz	380 ~ 415 V/50Hz	380 ~ 415 V/50Hz
Air Consumption	250 l / min at max 10 bar 8.85 CFM at max 10 bar	250 l / min at max 10 bar 8.85 CFM at max 10 bar	400 l / min at max 10 bar 14.15 CFM at max 10 bar	750 l / min at max 10 bar 26.5 CFM at max 10 bar	750 l / min at max 10 bar 26.5 CFM at max 10 bar
Vacuum Pump Model	125	150	250	250	250
Water Collection Tank	N/A	N/A	N/A	N/A	0.9 m ³
Machine Weight	Approx 2,000 kg Approx 4,400 lbs	Approx 2,600 kg Approx 5,720 lbs	Approx 3,300 kg Approx 7,260 lbs	Approx 4,200 kg Approx 9,240 lbs	Approx 4,200 kg Approx 9,240 lbs
Machine Dimension	L2.2 x W1.75 x H1.87 m L7.26 x W5.77 x H6.17 ft	L2.2 x W1.8 x H1.97 m L7.26 x W5.94 x H6.5 ft	L2.8 x W2.12 x H2.0 m L9.24 x W7 x H6.6 ft	L3.65 x W2.25 x H2.5 m L12 x W7.5 x H8.25 ft	L3.65 x W2.25 x H2.5 m L12 x W7.5 x H8.25 ft
Abrasive Silo Capacity	0.5 m ³ / 17.65 cu.ft	1.9 m ³ / 67 cu.ft	2.8 m ³ / 98.9 cu.ft	3.8 m ³ / 134 cu.ft	3.8 m ³ / 134 cu.ft
Abrasive Silo Dimension	L1.82 x W1.31 x H2.09 m L6 x W4.32 x 6.9 ft	L1.7 x W1.45 x H2.4 m L5.6 x W4.78 x H7.92 ft	L1.9 x W1.68 x H2.7 m L6.27 x W5.55 x H8.9 ft	L2.08 x W1.86 x H3 m L6.87 x W6.14 x H9.9 ft	L2.08 x W1.86 x H3 m L6.87 x W6.14 x H9.9 ft
Abrasive Silo Weight	700 kg / 1540 lbs	800 kg / 1760 lbs	800 kg / 1980 lbs	1000 kg / 2200 lbs	1000 kg / 2200 lbs
Grit Recovery Rate	Up to 1500 ~ 2000 kg/hr Up to 3300 ~ 4400 lbs/hr	Up to 3500 kg/hr Up to 7,700 lbs/hr	Up to 5000 kg/hr Up to 11,000 lbs/hr	Up to 6000 ~ 10,000 kg/hr Up to 13,200 ~ 22,000 lbs/hr	Up to 6000 ~ 10,000 kg/hr Up to 13,200 ~ 22,000 lbs/hr
Drive	V-belt Driven				
Dust Filtration	Cyclone and Cartridge Dust Collector Continuous Pulse-jet Valve				
Over Vacuum Protection	Vacuum Relief Valve				
Protection	Wrong Phase, Overload, Dust Level				
Filter Cleaning	Periodic Reverse Air Jet				
Filter Efficiency	99.95%				
Air Cleaning	Oil/Water Separator @ 6 to 10 bar				
Noise Level	85 dB @ 5 m Radius Scale A				
Machine Structure	Open Skid-mounted				
Star-stop Method	Star-delta				
Control Panel	IP55 Overload Protection				
Display Gauges	Running Amperes, Vacuum				



MINI Abrasive Vacuum Recovery System




Product Description

The PanBlast MINI Abrasive Media Vacuum Recovery & Recycling System is a combination vacuum recovery and abrasive media recycling system designed for the efficient vacuum recovery and separation of recyclable abrasive media such as garnet, aluminum oxide, glass beads, etc... The fully integrated system incorporates a flexible 10 meters long vacuum recovery hose from the system module for vacuum recovery of recyclable abrasive media.

A fully adjustable air wash separator/reclaimer features adjustable inner and outer cones, thereby allowing the intensity of the separation process to be adjusted to suit individual operating conditions and varying abrasive media types and sizes. This process ensures that fine particles and dust are removed so only cleaned recyclable abrasive media is fed back to the blast pot.

The vacuum recovery suction is generated by a dedicated pneumatic venturi driven single jumbo cartridge "down draft" type recovery dust collector, and features a reverse pulse jet cleaning system.



Specification Summary

	Recovery Dust Collector	Air Wash Reclaimer
Max. Air Flow	150 CFM (4.25m ³ /min)	150 CFM (4.25m ³ /min)
Cartridge	One 320mm diameter x 660mm long	N/A
Cartridge Cleaning	Reverse Pulse Jet	N/A
Abrasive Pick Up	N/A	Pick Up Wand
Reclaimer Protection	N/A	Rubber Lined Wear Plate
Oversize Particle	N/A	Internal Particle Screen
Dust Particle Drain	Wide Throat Butterfly Valve	N/A
System Coating	Powder Coated	Powder Coated
Max. Operating Pressure	100 psi (689 kPa)	100 psi (689 kPa)
Dimensions	65cm x 80cm x 205cm	75cm x 75cm x 155cm
Weight	178 kg	180 kg



PB Bulk Blast Pot Recycling & Loading System



Product Description

The PanBlast PB Bulk/Multiple Blast Pot Recycling & Loading System is designed for loading and recycling of recyclable abrasive media such as garnet, aluminum oxide, glass beads, steel abrasives into the abrasive storage hopper, which then feeds the abrasives in to optionally supplied two, three or four BP600 Pressure Blast Pots, or a single BB120 Bulk Blast Pot. The abrasive storage hoppers are sized accordingly based on storage capacity requirements.

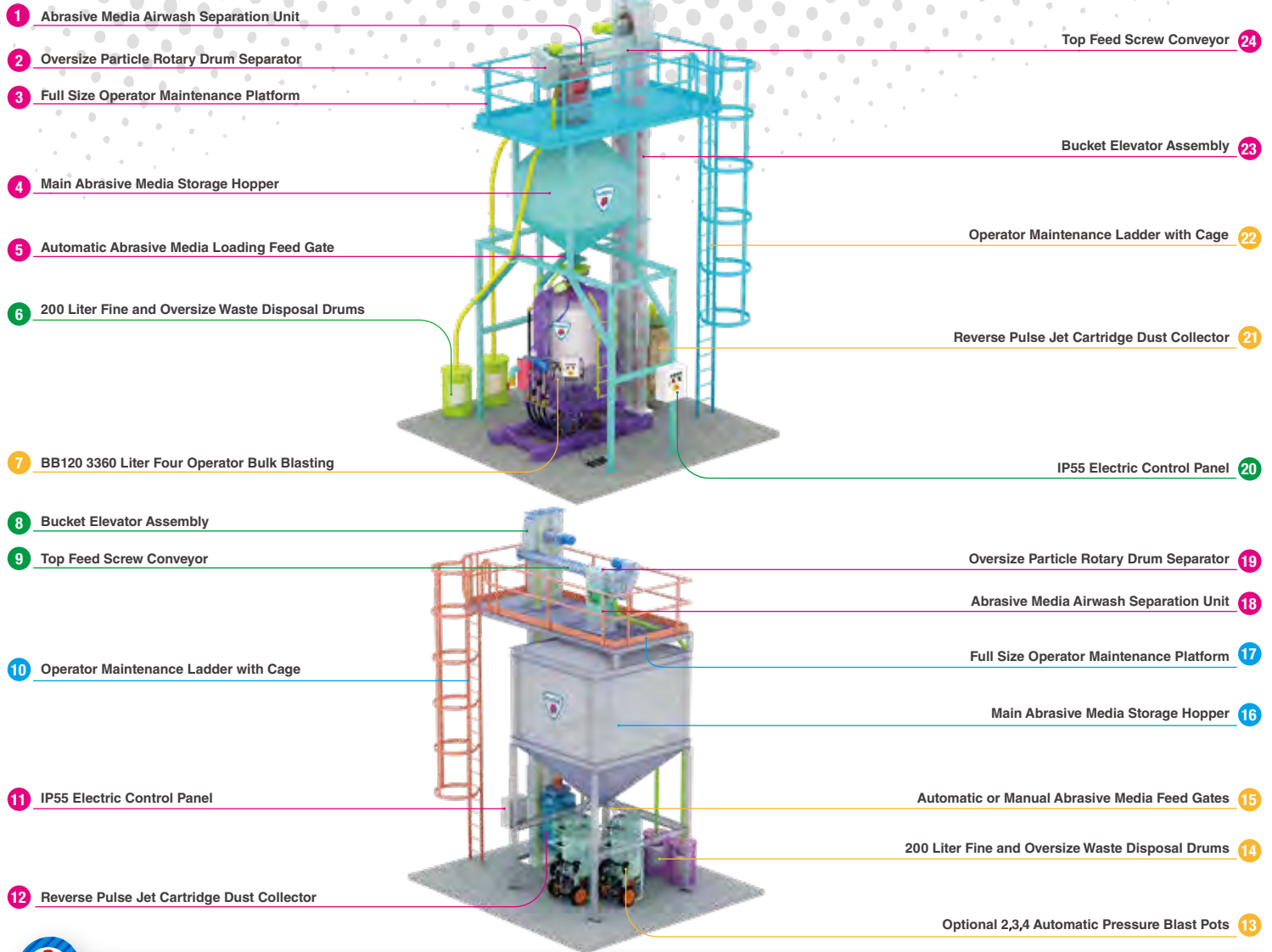
The unit is mounted in a pit (additional options are available for a pit-less installation) with a sweep-in type abrasive feed hopper at floor level. A flow control shedder plate is fitted in the feed hopper to regulate the flow of abrasive media to the boot of the bucket elevator. Such abrasive media is then lifted via buckets fastened to the elevator belt and fed into the abrasive recycling system located at the top.

A horizontal screw conveyor transports the abrasive media to a rotary sieve where oversized particles are separated into a drum via a flexible collection pipe for subsequent disposal. Reusable abrasive media falls through the rotary sieve to an air wash separator where dust and fines are removed from the abrasive working mix and fed to waste drums for subsequent disposal. An adjustable damper allows the system to accommodate different abrasive types, and provides control of the particle size distribution of the reusable abrasive working mix. Airflow for the abrasive recycling system is generated by a filter cartridge dust collector with a reverse pulse jet cleaning system that is automatically sequenced.

This cleaned abrasive mix travels down into the abrasive storage hopper that sits below the abrasive recycling unit and above the optionally supplied pots. Optional level sensors (supplied standard for bulk blast pot system) are available to monitor the level of the abrasive media within the storage hopper and will annunciate on the control panel when the hopper is full. If the blast pots are also fitted with suitable level sensors, these can be interlocked with the abrasive storage hopper level sensors for automatic control of the refilling process.



All data and information subject to change without prior notice. Brochure reference EPC-0203-00



Specification Summary

Loading & Recycling Capacity	Steel Grit – 20,000 kg (44,000 lbs) Per / Hour / Garnet – 10,000 kg (22,000 lbs) Per / Hour
Abrasive Media Storage Hopper	20,000 kg (44,000 lbs) to 100,000 kg (220,000 lbs) Based on Steel Abrasives
Number of Hopper Outlets	One to Four
Loading Hopper Feed Valve	Electro Pneumatic
Abrasive Media Air Wash	Adjustable Damper
Oversize Debris & Particle Separator	Self-cleaning Rotary Drum
Abrasive Media Loading Hopper Dimensions	1600 mm (63") Long x 900 mm (36") Wide
Abrasive Media Storage Hopper Sensors (Optional)	Media Level Probes
Abrasive Media Storage Hopper Discharge	Pneumatic Slide Valve
Reverse Pulse Jet Cartridge Dust Collector	15 m ³ / min (530 CFM) Capacity
Electrical Control Panel	Water-tight to IP55 Standards
Total Power Requirement	4.1 kw (5.5 HP)
Total Compressed Air Requirement	1.4 m ³ / min (50 CFM) @ 6 bar (87 PSI)
Overall Dimensions	7500 mm (295") H x 5800 mm (228") D x 3400 mm (134") W
System Weight	12,000 kg (26,400 lbs)
Power Requirement	Three Phase

Note: The above typical specifications are based on a unit with 70,000 kg steel grit storage capacity and 20,000 kg per hour processing rate. Specifications will vary with any change in abrasive media storage capacity and/or processing rate.



Portable Skid Mounted Site Dust Collector - Portable Site



Product Description

The PanBlast VTS Portable Dust Collector Series are rugged self-contained dust collection units which are specifically designed for on - site applications in the abrasive blasting industry.

All models within the VTS series are compactly designed for full mobility in and around the blasting site, and are available in various capacities and flow rates ranging from 5000 m³ / hour through to 20000 m³ / hour.

The system is supplied standard with a 15 meters long electrical cable and plug. Upon receipt of the system there are a few simple steps required for the site set up as follows:

1. Un-packing of the system.
2. Positioning of the portable dust collector, fitting of the 4 x telescopic extension legs and fines / dust waste drum.
3. Supply of compressed air for the reverse pulse jet cleaning system.
4. Fitting of the flexible exhaust ducting from the VTS5000 system to the enclosure that is requiring dust ventilation. (Flexible ducting is not supplied with the system)

All VTS portable dust collectors are reverse air jet pulse type units featuring pleated jumbo filter cartridges. A reverse air jet pulse purging system is used to clean the cartridges periodically by pulsing a charge of compressed air inside of the filter cartridges, which dislodges excessive dust build up from the cartridges.

With its small compact footprint, maneuverability, positioning and storage of the VTS series when not in use is easy, either by a forklift, or by a site crane via the sturdy frame lifting lugs.



All data and information subject to change without prior notice. Brochure reference EPC-0302-00

1 Ventilation Air Volume Flow Rates:

VTS5000	– 5000 m ³ /hour	– 2940ft ³ /min
VTS9000	– 9000 m ³ /hour	– 6000ft ³ /min
VTS12000	– 12000 m ³ /hour	– 7060ft ³ /min
VTS18000	– 18000 m ³ /hour	– 10600ft ³ /min
VTS20000	– 20000 m ³ /hour	– 11770ft ³ /min

2 Crane Lifting Eyes

3 Compressed Air Filter Regulator Assembly

4 Ventilation Air Discharge Vents with Adjustable Flow Flappers

5 Extendable Telescopic Leg Assemblies

6 Centrifugal Fan Motor Options:

VTS5000	– 5.5 kw	– 7 hp
VTS9000	– 11 kw	– 14 hp
VTS12000	– 15 kw	– 20 hp
VTS18000	– 22 kw	– 29 hp
VTS20000	– 22 kw	– 29 hp

13 Filter Cartridge Maintenance Access Doors

12 Reverse Pulse Jet Cartridge Cleaning System

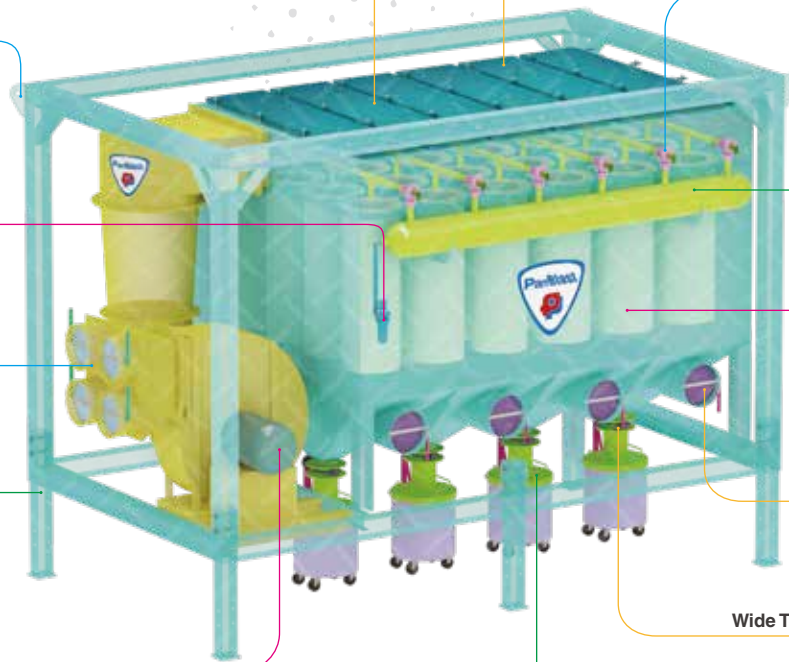
11 Compressed Air Pulse Jet Manifold

10 Washable Polyester Filter Cartridges

9 Ventilation Hose Attachment Spigots with Adjustable Flow Flappers

8 Wide Throat Butterfly Dust Discharge Valves

7 Sealed Dust Waste Drums with Caster Wheels



Specification Summary

Model		VTS5000	VTS9000	VTS12000	VTS18000	VTS20000
Blower fan	Airflow	5000 m ³ /h	9000 m ³ /h	12000 m ³ /h	18000 m ³ /h	20000 m ³ /h
	Air Pressure	2100 Pa	2300 Pa	3000 Pa	3000 Pa	3000 Pa
	Motor	5.5 kw x 2P x IP55	11 kw x 2P x IP55	15 kw x 2P x IP55	22 kw x 2P x IP55	22 kw x 2P x IP55
	Outlet(s)	1	3	3	4	4
Dust Collector	Inlet(s)	3	2	2	4	4
	Cartridges	φ352 x 1000 L x 6 Pcs	φ352 x 1000 L x 12 Pcs	φ352 x 1000 L x 12 Pcs	φ324 x 1000 L x 24 Pcs	φ324 x 1000 L x 24 Pcs
	Pulse Valve(s)	2	4	4	6	6
	Intake Air Temperature	< 60°C	< 60°C	< 60°C	< 60°C	< 60°C
	Cleaning System	Reverse Air Pulse Jet	Reverse Air Pulse Jet	Reverse Air Pulse Jet	Reverse Air Pulse Jet	Reverse Air Pulse Jet
Supply Air Pressure	Minimum Pressure	Minimum 6 bar	Minimum 6 bar	Minimum 6 bar	Minimum 6 bar	Minimum 6 bar
Filtrate Efficiency	Efficiency Percentage	99.5%	99.5%	99.5%	99.5%	99.5%
Enclosure Structure	Framework	Containerized	Containerized	Containerized	Containerized	Containerized
External Dimension	L x W x H	2.15m x 2.07m x 2.95m	2.91m x 2.26m x 2.5m	2.91m x 2.26m x 2.5m	4.25m x 2.29m x 2.5m	4.25m x 2.29m x 2.5m
Overall Weight	Tons	1.2	1.8	2.2	3.5	3.5



DHS Summer Dehumidifier Series



Product Description

The PanBlast DHS Summer Dehumidifier Series are designed and engineered for ambient temperatures ranging from plus 22°C to plus 38°C, and delivering dehumidified air of 25°C (+/-3°C) and a relative humidity of below 45% to the designated enclosure. The use of durable and corrosion resistant materials during construction ensures years of trouble-free usage in harsh marine environments such as shipyard applications.

The DHS Summer Dehumidifier uses a compressor style dehumidification process to remove moisture from warmer climates, or is for use during the summer season. Moisture laden air is drawn from the designated enclosure into the DHS Summer Dehumidifier unit across the evaporator refrigerant condensing coils to condense and remove moisture from the air, with the extracted water dripping to drain (stainless steel drain pan optional). The moisture-free air is then reheated and pumped back into the designated enclosure as drier air, thereby reducing the relative humidity within the enclosure.

Dehumidification, or removing moisture from the air to control the environment when blasting and painting helps prevent flash rusting and promotes the curing of coatings. The surface of the blasted substrate has to be 3°C or higher than the dew point to prevent moisture from condensing on the substrate. Moisture condensing on an abrasive blasted surface will create problems with paint primer adhesion to the substrate, and will also affect curing of the coating. Dehumidification can also be used to speed up drying of concrete and hydroblasted surfaces prior to painting.



All data and information subject to change without prior notice. Brochure reference EPC-0401-00



★ Note : DHS18000 model illustrated above, specifications for the entire model range are summarized in the table.



Specification Summary

Model	DHS6000	DHS9000	DHS12000	DHS18000
★ Dehumidified Airflow	6000 CMH	9000 CMH	12000 CMH	18000 CMH
★ Air Pressure	200 mm AQ	250 mm AQ	300 mm AQ	400 mm AQ
★ Evaporator Capacity	150.5 kw 129569 kcal / h	191.4 kw 164655 kcal / h	207.0 kw 178448 kcal / h	379.6 kw 326456 kcal / h
★ Compressor Capacity	SRC-S-113 30 kw / 40 HP	SRC-S-113 37 kw / 50 HP	SRC-S-163 45 kw / 60 HP	SRC-S-285 82 kw / 110 HP
Power Supply	380 - 440 V / 50 HZ / 3 ph			
★ Discharge Air Connection	2 x 280 mm Dia	3 x 280 mm Dia	4 x 280 mm Dia	6 x 280 mm Dia
★ Compressor	30 kw	37 kw	45 kw	82 kw
★ Electric Heater	27 kw	27 kw	27 kw	54 kw
Power Consumption	66.9 kw	81.6 kw	93.6 kw	179.2 kw
Condenser Motors	2 x 2.2 kw	3 x 2.2 kw	3 x 2.2 kw	6 x 2.2 kw
Blower Motor	5.5 kw	11 kw	15 kw	30 kw
External Dimension	L2.8 m x W2.2 m x H2.22 m	L3.8 m x W2.3 m x H2.42 m	L3.8 m x W2.3 m x H2.52 m	L5.92 m x W2.3 m x H2.5 m
Overall Weight	2.8 Tons	3.5 Tons	4 Tons	7 Tons
Evaporator	Copper Tubing with Copper Fins / Stainless Steel Structure			
Condenser	Copper Tubing with Aluminum Fins / Stainless Steel Structure			
Cooling Media Refrigerant	Air - Cooled R22			
Intake Air Temperature	< 38°C			
Discharge Air Condition	Off Coil 8°C - 12°C After Heating 25°C ± 3°C			
Dew Point	10°C			
Relative Humidity	45% and below			
Pressure Display	Low / High / Low Oil			
Air Filter	2500 g/m 90% Efficiency			
Machine Noise	85 db (A) and below			
Control Panel	IP55 Enclosure			
Enclosure Structure	Fully Containerized			

PanBlast



COMPLEMENT TO PRODUCT CATALOG

Linked in www.linkedin.com/company/panblast



www.panblast.com